SUBMERSIBLE MIXER
MISCELATORI SOMMERSI

MX



SUBMERSIBLE MIXERS

with two or three blade propeller
for sludge and liquids containing suspended solids

MISCELATORI SOMMERSI

con elica a due o tre pale
per fanghi e liquidi contenenti solidi sospesi

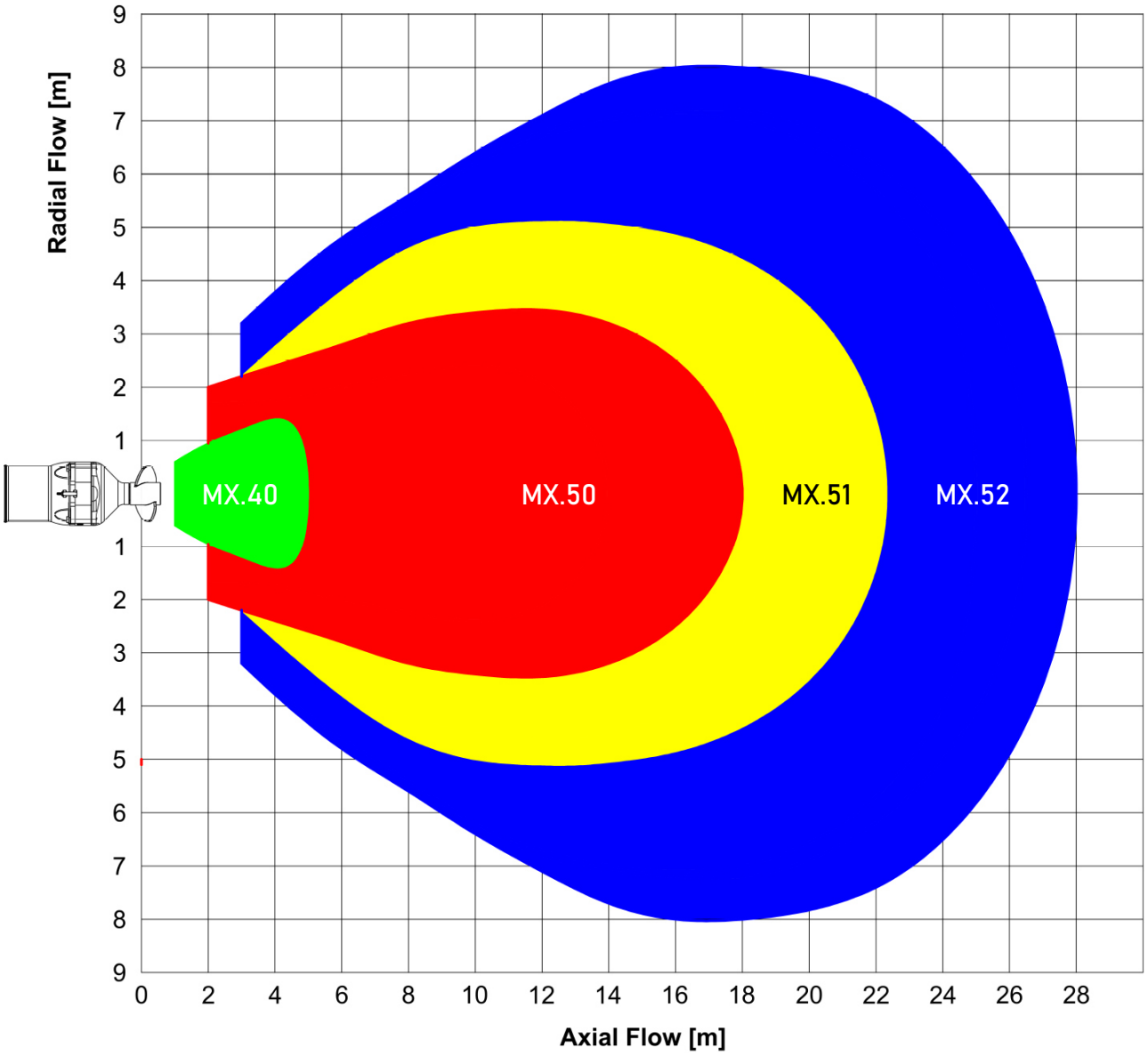

SUBMERSIBLE MIXER
MISCELATORI SOMMERSI

MX

EN

Machines that create an axial flow, to mix the liquid inside tanks in which they are positioned and to keep the solids parts in suspension to prevent areas of calm and sedimentation.

IT

Macchine in grado di creare un flusso assiale capace di miscelare il liquido all'interno delle vasche in cui sono posizionate e a mantenere le parti più solide in sospensione evitando la sedimentazione dei corpi più pesanti.

1 Cast Iron G25 Motor Body.
Corpo motore in ghisa GG25.

2 Lifting handle and bracket (2a).
Maniglia e stafffa di sollevamente (2a).

3 Oil Chamber - Cooling and lubrication of the mechanical seals.

Camera olio - raffreddamento e lubrificazione delle tenute meccaniche.

4 AISI 316 stainless steel propeller
Elica in acciaio AISI 316

5 Stator (3 ~).
Statore avvolto (3 ~).

6 Mechanical seals.
Tenute meccaniche

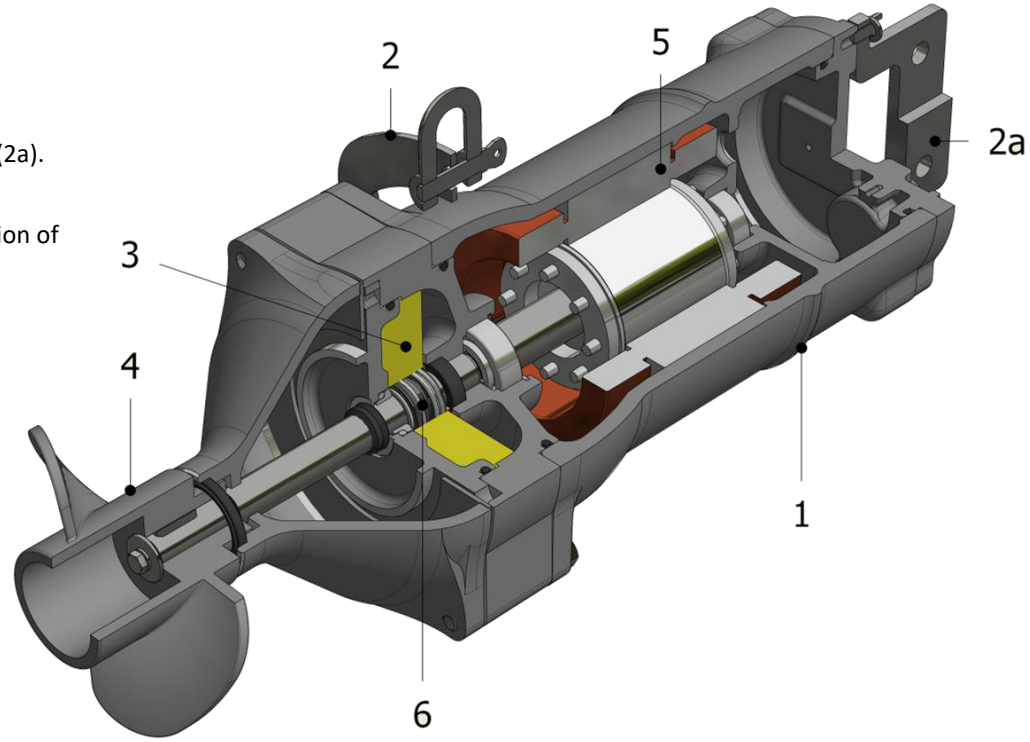

Area of use / Settori d'impiego

- Water cleaning plant / impianti di depurazione
- Industrial activities / industria in generale

Applications / Applicazioni

- Oxidation tanks / Bacini di ossidazione;
- Denitrification tanks; vasche denitrificazione;
- Sludge homogenization at 5% / omogeneizzazione fanghi al 5%
- Livestock manure / liquami zootecnici;
- Mixing, destratification and prevention of superficial crusts / miscelazione, destratificazione e prevenzione di crostoni;
- Painting systems / impianti verniciatura.

Types of installation - Tipi di installazione

LDV 40	LDV 2	LDV ECO	LDV
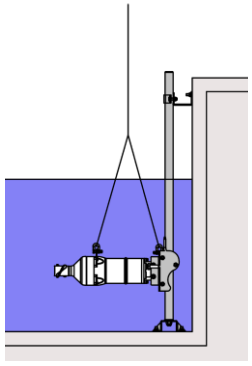	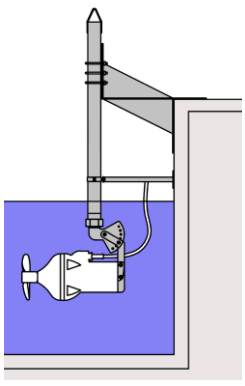	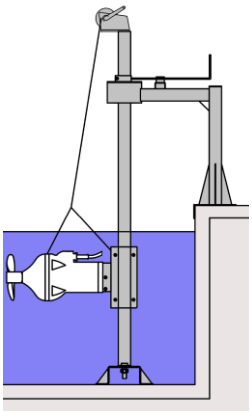	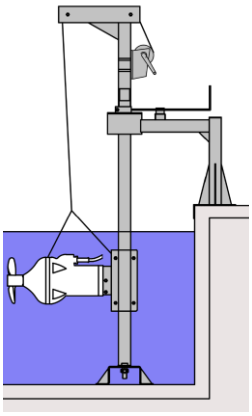

SUBMERSIBLE MIXER
MISCELATORI SOMMERSI

MX

MX.40_[GM.110]

THREE FASE MOTOR 3 ~

MX.40_04.4T_[GM.110] - 4 Poles - 0,4 kW

MX.50_[GM.125]

THREE FASE MOTOR 3 ~

MX.50_08.4T_[GM.125] - 4 Poles - 0,8 kW

MX.50_15.4T_[GM.125] - 4 Poles - 1,5 kW

MX.51_[GM.150]

THREE FASE MOTOR 3 ~

MX.51_20.6T_[GM.150] - 6 Poles - 2,0 kW

MX.51_30.6T_[GM.150] - 6 Poles - 3,0 kW

MX.52_[GM.200]

THREE FASE MOTOR 3 ~

MX.52_20.8T_[GM.200] - 8 Poles - 2,0 kW

MX.52_30.8T_[GM.200] - 8 Poles - 3,0 kW

MX.52_40.8T_[GM.200] - 8 Poles - 4,0 kW



MX.51_[GM.150] - MX.52_[GM.200]



MX.50_[GM.125]



MX.40_[GM.110]

- Mixers series MX.50, MX.51 and MX.52 are robust and reliable products.
- The self-cleaning propeller with two or three blades, covers a wide range of uses and types of liquids to be mixed. The materials used are a guarantee of durability and efficiency even in the most extreme conditions.

- I mixer della serie MX.50, MX.51 e MX.52 sono macchine robuste ed affidabili.
- L'utilizzo di eliche con due o tre pale, a profilo autopulente, copre una vasta gamma di impieghi e di tipologie di liquidi da miscelare. I materiali utilizzati sono garanzia di durata ed efficienza anche alle condizioni più estreme.

- Les mixer de la série MX.50, MX.51 et MX.52 sont machines robustes et fiables.
- L'utilisation d'une hélice à deux ou trois lames, l'auto-nettoyage, couvre une large gamme d'utilisations et de types de liquides être mélangés. Les matériaux utilisés sont une garantie de durabilité et d'efficacité même dans les conditions les plus extrêmes.

- Los mixer de la serie MX.50, MX.51 y MX.52 son máquinas robustos y fiables.
- El uso de un impulsor con dos o tres cuchillas, de auto-limpieza, abarca una amplia gama de usos y tipos de líquidos para ser mezclado. Los materiales utilizados son garantía de durabilidad y eficiencia incluso en las condiciones más extremas.

OPERATING LIMITS - LIMITI DI UTILIZZO

- Tmax = 40 °C standard product
  Tmax = 70 °C special version
  6 ≤ PH ≤12
  Chloride content < 200 mg/l
  Abrasive solid content < 1 mg/l
  Density ~ 1 kg/dm^3
  Viscosity ~ 1 mm^2/s;

- Tmax = 40 °C prodotto standard
  Tmax = 70 °C versioni speciali
  6 ≤ PH ≤12
  Contenuto cloruri < 200 mg/l
  Contenuto solidi abrasivi < 1 mg/l
  Densità ~ 1kg/dm^3
  Viscosità ~ 1mm^2/s;

- Tmax = 40 °C produit standard
  Tmax = 70 °C versions spéciales
  6 ≤ PH ≤12
  Teneur en chlorurec< 200 mg/l
  Teneur en solides abrasifs < 1 mg/l
  Densité ~ 1kg/dm^3
  Viscosité ~ 1mm^2/s;

- Tmax = 40 °C producto estándar
  Tmax = 70 °C versiones especiales
  6 ≤ PH ≤12
  Contenido de cloruro< 200 mg/l
  Contenido sólidos abrasivos < 1mg/l
  Densidad ~ 1kg/dm^3
  Viscosidad ~ 1mm^2/s;

SUBMERSIBLE MIXER
MISCELATORI SOMMERSI

MX

TECHNICAL DATA - DATI TECNICI

	MX.40_[GM.110]	MX.50_[GM.125]	
MODELS - MODELLI	MX.40_04.4T_[GM.110]	MX.50_08.4T_[GM.125]	MX.50_15.4T_[GM.125]
RPM/Poles - NGiri al min/Nr poli	1500 / 4	1500 / 4	1500 / 4
P2: Shaft power - Potenza all'albero [kW]	0,4	0,8	1,5
P1: Input Power - Potenza assorbita [kW]	0,6	1,4	2,1
Power Factor - Fattore di potenza [Cosφ]	0,72	0,72	0,72
Power supply/Freq - Alimentazione/Freq [V/Hz]	3 ~ 400 / 50	3 ~ 400 / 50	3 ~ 400 / 50
Single-phase - Monofase			
Three-phase - Triase	●	●	●
Starting - Avviamento	D.O.L.	D.O.L.	D.O.L.
Rated current - Corrente nominale [A]	1,2	3,6	4,2
Starting current - Corrente di spunto [A]	6,6	15,2	16,0
Propeller diameter - Diametro elica [mm]	128	210	210
Reaction thrust - Spinta di reazione [N]	78	150	250
Power cable type/lenght - Cavo alim. tipo/lungh. [m]	H07RN-F 4G1 / 10	H07RN8-F 7G1,5 / 10	
Signal cable type/lenght - Cavo segn. tipo/lungh. [m]	+ H07RN-F 3G1,5 / 10		
Nr. Starts per hour - Nr. Avviamenti / ora	30	30	25
Mixer weight - Peso mixer [kg]	25	38	40

	MX.51_[GM.150]		MX.52_[GM.200]		
MODELS - MODELLI	MX.51_20.6T	MX.51_25.6T	MX.52_20.8T	MX.52_30.8T	MX.52_40.8T
RPM/Poles - NGiri al min/Nr poli	1000 / 6	1000 / 6	750 / 8	750 / 8	750 / 8
P2: Shaft power - Potenza all'albero [kW]	2,0	2,5	2,0	3,0	4,0
P1: Input Power - Potenza assorbita [kW]	2,7	3,3	2,9	4,2	5,3
Power Factor - Fattore di potenza [Cosφ]					
Power supply/Freq - Alimentazione/Freq [V/Hz]	3 ~ 400 / 50	3 ~ 400 / 50	3 ~ 400 / 50	3 ~ 400 / 50	3 ~ 400 / 50
Single-phase - Monofase					
Three-phase - Triase	●	●	●	●	●
Starting - Avviamento	D.O.L.	D.O.L.	D.O.L.	D.O.L.	D.O.L.
Rated current - Corrente nominale [A]	7,2	7,2	6,5	9,5	11,5
Starting current - Corrente di spunto [A]	39,6	39,6	37,3	3,8	51,75
Propeller diameter - Diametro elica [mm]	300	300	400	400	400
Reaction thrust - Spinta di reazione [N]	380	400	610	740	830
Power cable type/lenght - Cavo alim. tipo/lungh. [m]	HO7RN-F 10G1,5		HO7RN-F 10G1,5		
Signal cable type/lenght - Cavo segn. tipo/lungh. [m]					
Nr. Starts per hour - Nr. Avviamenti / ora	25	25	25	25	20
Mixer weight - Peso mixer [kg]	48	62	132	141	147

SUBMERSIBLE MIXER
MISCELATORI SOMMERSI

MX.40_[GM.110]
MX.50_[GM.125]

Ⓐ = MX40_04.4T_[GM110] - 0,4 KW

50 Hz Three-phase motors - 4 poles - 1500 rpm

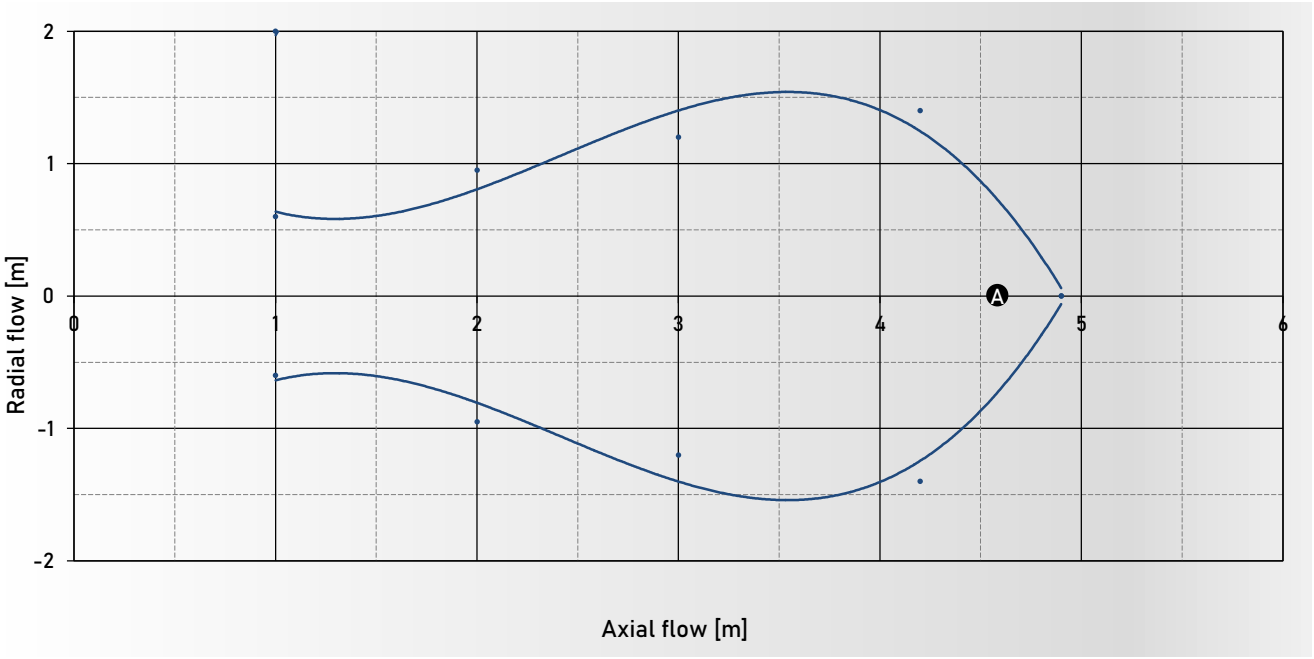

Ⓑ = MX50_08.4T_[GM125] - 0,8 KW

Ⓒ = MX50_15.4T_[GM125] - 1,5 KW

50 Hz Three-phase motors - 4 poles - 1500 rpm

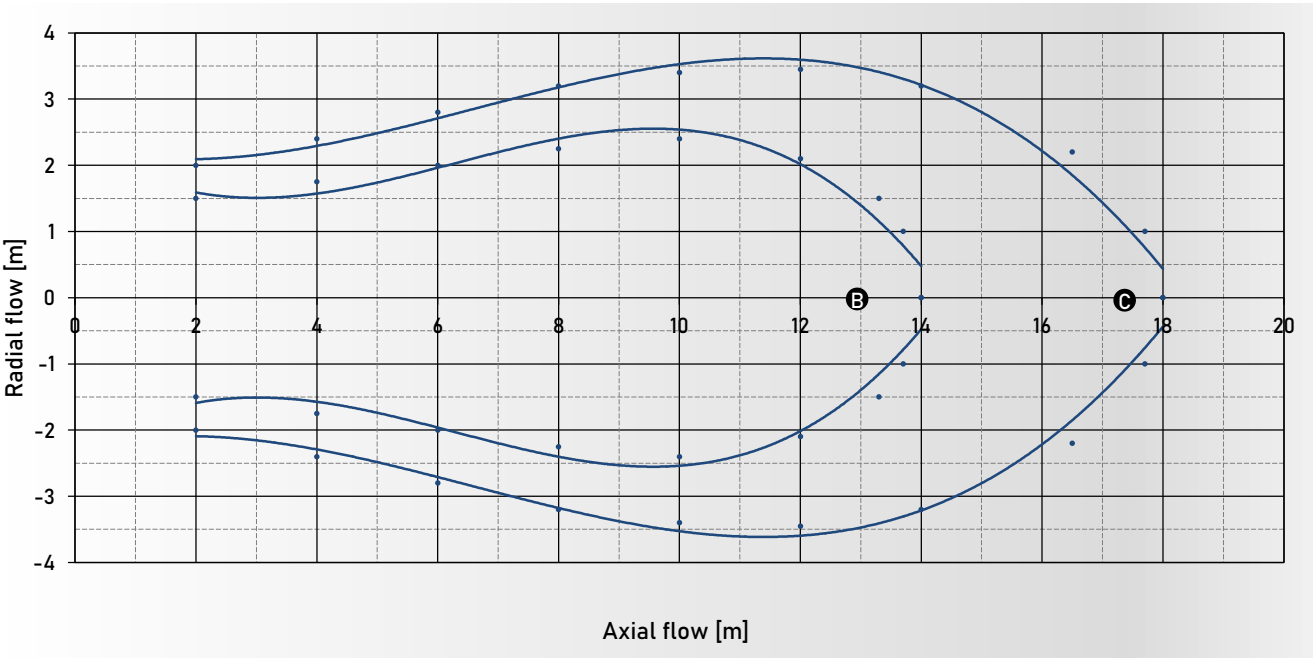

SUBMERSIBLE MIXER
MISCELATORI SOMMERSI

MX.51_[GM.150]
MX.52_[GM.200]

Ⓐ = MX51_20.6T_[GM150] - 2,0 KW
Ⓑ = MX51_25.6T_[GM150] - 2,5 KW

50 Hz Three-phase motors - 6 poles - 1000 rpm

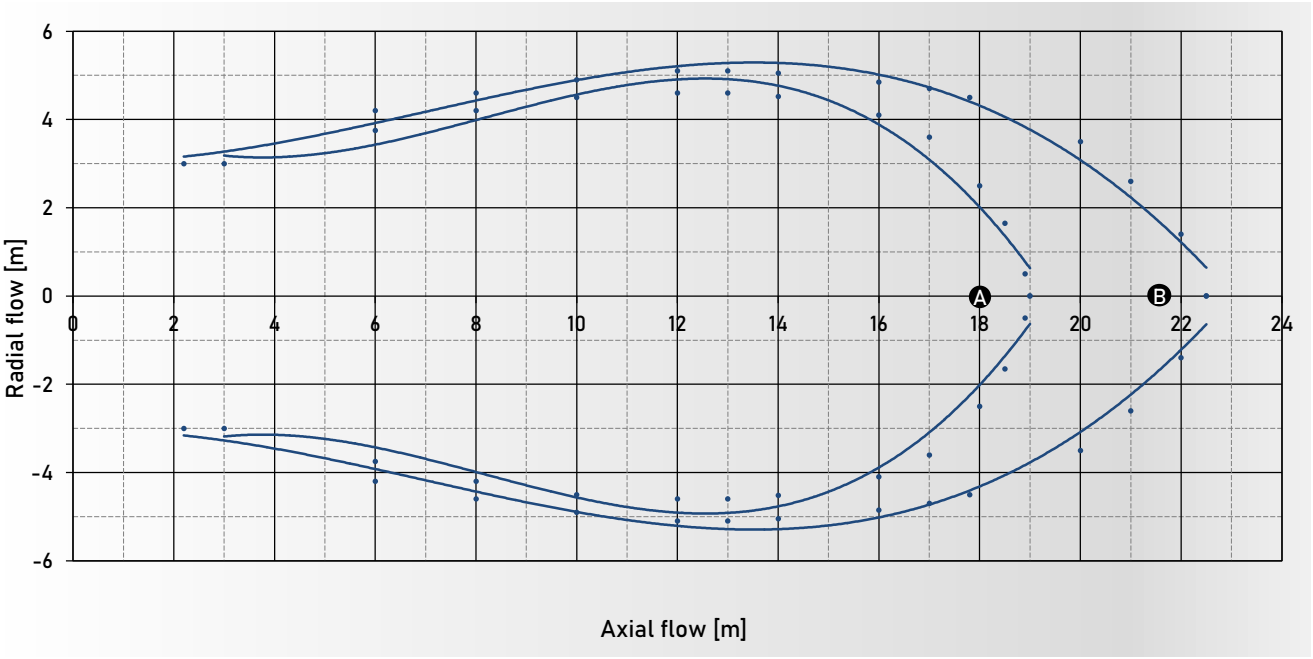

Ⓒ = MX52_20.8T_[GM200] - 2,0 KW
Ⓓ = MX52_30.8T_[GM200] - 3,0 KW
Ⓔ = MX52_40.8T_[GM200] - 4,0 KW

50 Hz Three-phase motors - 8 poles - 750 rpm

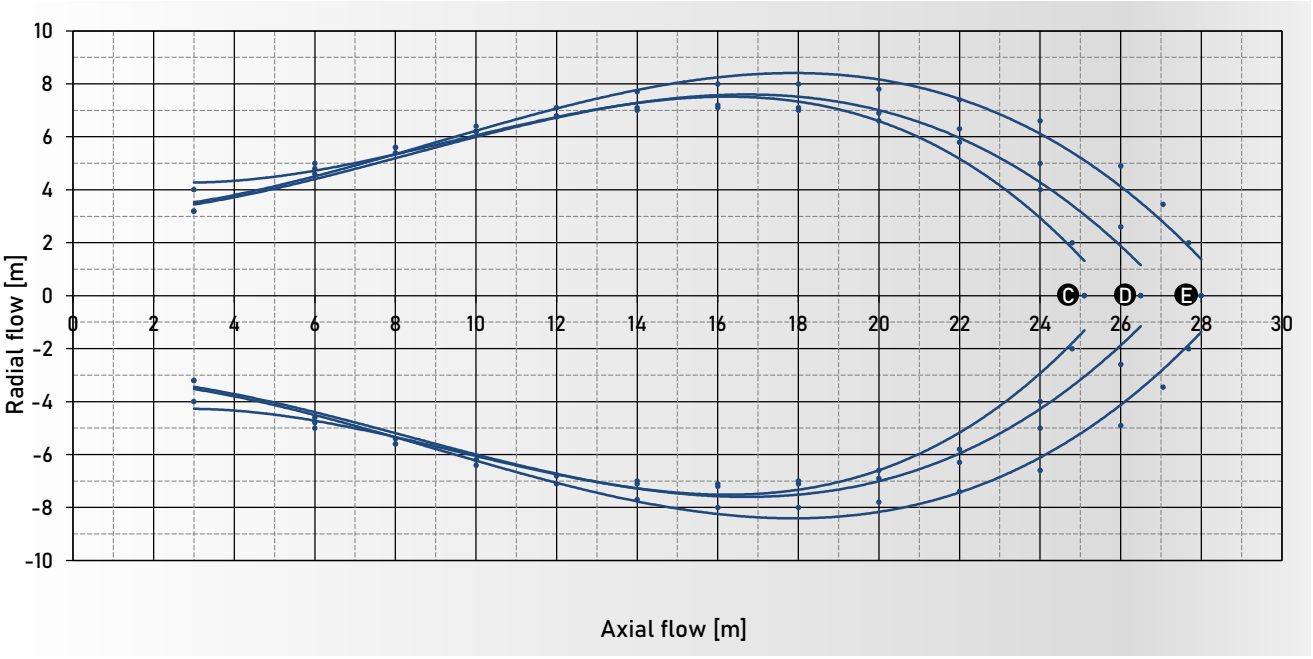

SUBMERSIBLE MIXER
MISCELATORI SOMMERSI

MX

SECTIONAL VIEWS - VISTE IN SEZIONE

MX.40_[GM.110]

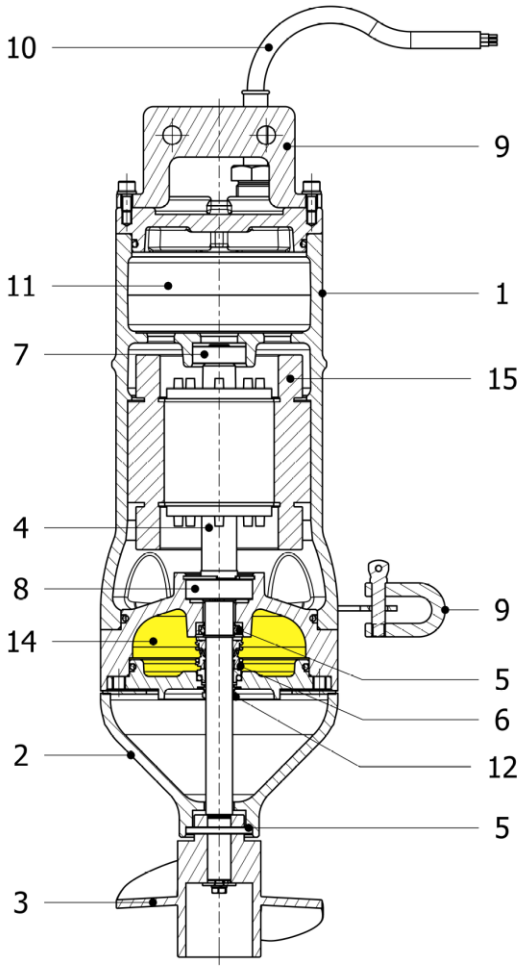

MX.50_[GM.125]

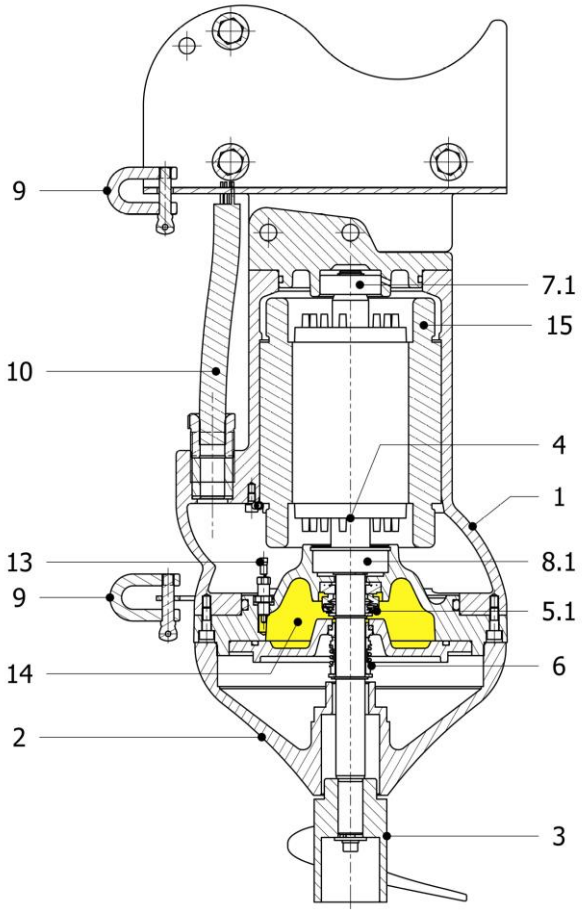

Pos.	Description	Descrizione	Material - Materiale
1	Motor body	Corpo motore	Cast Iron GG25 - Ghisa
2	Diffuser	Diffusore	Cast Iron GG25 - Ghisa
3	Propeller	Elica	Steel AISI 316 - Acciaio
4	Shaft	Albero	Steel AISI 420B - Acciaio
5	Radial lip seal ring	Anello tenuta radiale	NBR
5.1	Mechanical seal (motor side)	Tenuta meccanica (lato motore)	Carbon graphite / Al-Oxide - NBR
6	Mechanical seal (pump side)	Tenuta meccanica (lato pompa)	Silicon carbide / Silicon Carbide
7	Upper beraing	Cuscinetto superiore	6201-2RS1
7.1	Upper beraing	Cuscinetto superiore	6302-2RS1
8	Lower bearing	Cuscinetto inferiore	6203-2RS1
8.1	Lower bearing	Cuscinetto inferiore	6304-2RS1
9	Handle	Grillo	Steel AISI 304 - Acciaio
10	Supply Cable	Cavo elettrico	H07RN-F [10m]
11	Wiring connection chamber	Camera collegamento cavi	
12	Seal V-Ring	Anello tenuta V-Ring	NBR
13	Oil probe	Sonda olio (optional)	
14	Oil chamber - cooling and lubrication of mechanical seal	Camera olio - raffreddamento e lubrificazione tenuta meccanica	
15	Class F [MX.40] / Class H [MX.50] Built in Thermal protector	Classe F [MX.40] - Classe H [MX.50] Pastiglie termiche	Bimetal - Bimetallico
	Screw quality grade	Grado di qualità delle viti	A2

SECTIONAL VIEWS - VISTE IN SEZIONE

MX.51_[GM.150] - MX.52_[GM.200]

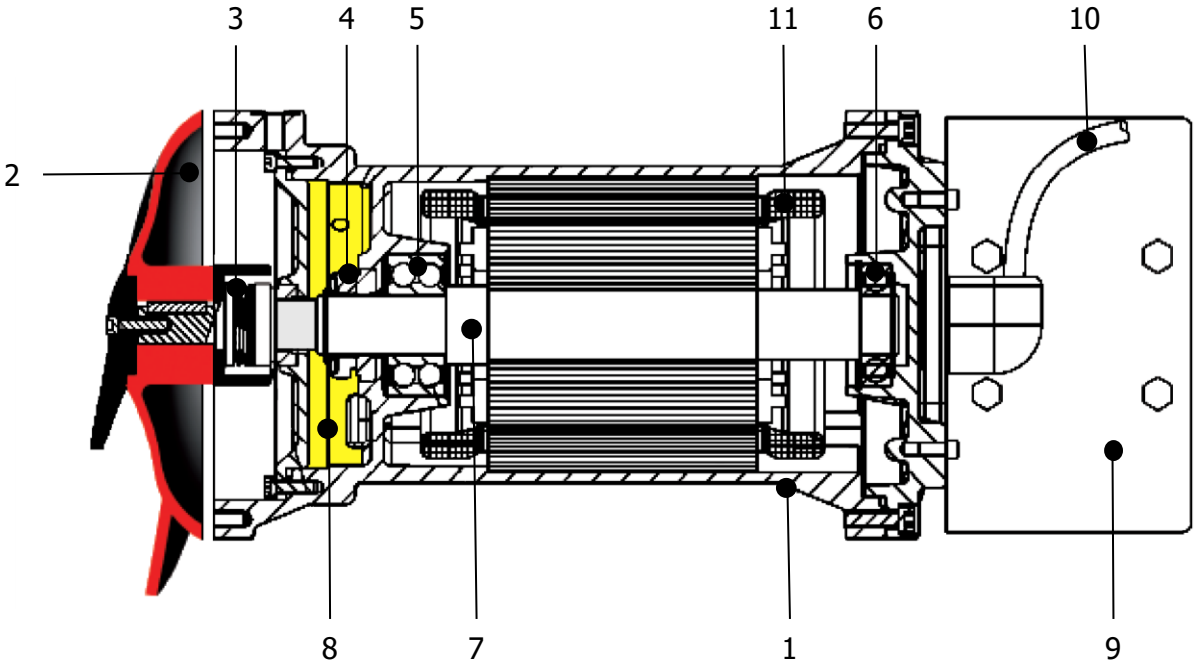

Pos.	Description	Descrizione	Material - Materiale
1	Motor body	Corpo motore	Cast Iron GG25 - Ghisa
2	Propeller	Elica	Steel AISI 316 - Acciaio
3	Mechanical seal (motor side)	Tenuta meccanica (lato motore)	Carbon graphite / Al-Oxide - NBR
4	Mechanical seal (pump side)	Tenuta meccanica (lato pompa)	Silicon carbide / Silicon Carbide
5	Lower bearing	Cuscinetto inferiore	
6	Upper beraing	Cuscinetto superiore	
7	Shaft	Albero	Steel AISI 420B - Acciaio
8	Oil chamber - cooling and lubrication of mechanical seal Oil probe	Camera olio - raffreddamento e lubrificazione tenuta meccanica Sonda olio (optional)	
9	Handle	Grillo	Steel AISI 304 - Acciaio
10	Supply Cable	Cavo elettrico	H07RN-F [10m]
11	Class F [MX.40] / Class H [MX.50] Built in Thermal protector	Classe F [MX.40] - Classe H [MX.50] Pastiglie termiche	 Bimetal - Bimetallico
	Screw quality grade	Grado di qualità delle viti	A2

SUBMERSIBLE MIXER
MISCELATORI SOMMERSI **MX.40_[GM.110]**

OVERALL DIMENSIONS - DIMENSIONI D'INGOMBRO

MX.40_ [GM.110]

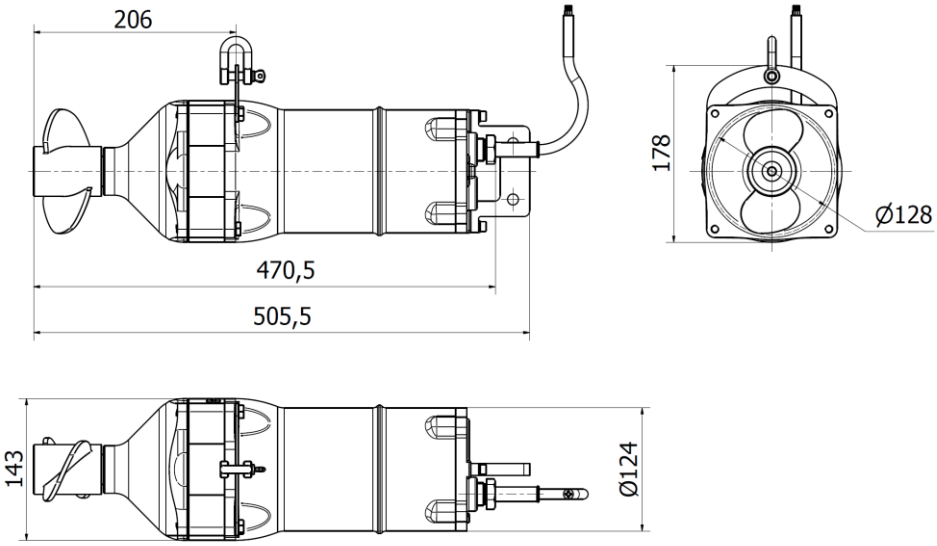

INSTALLATION MODES - MODALITA'D'INSTALLAZIONE

LDV40

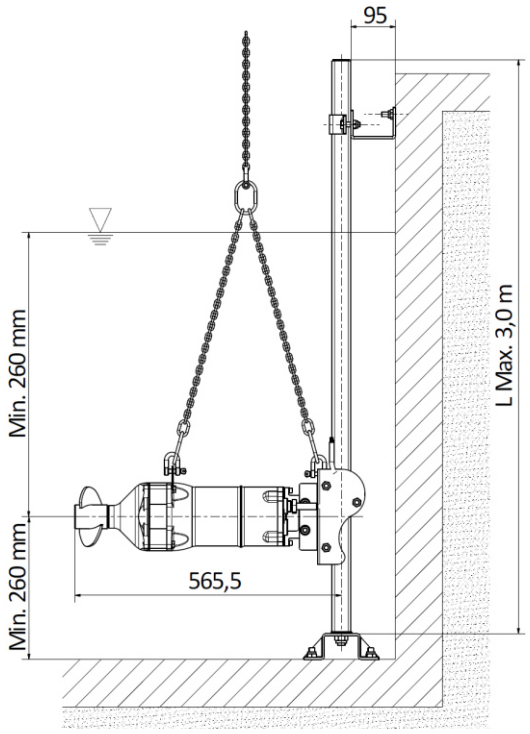

LDV2

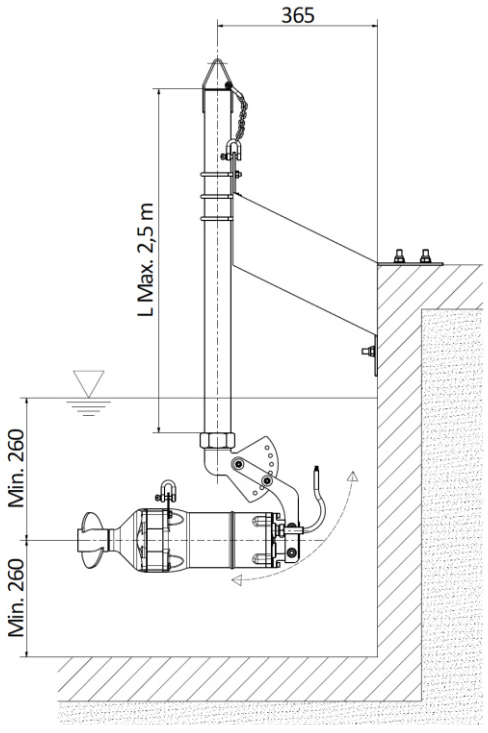

PACKAGING DIMENSIONS - DIMENSIONI IMBALLAGGIO mm

	A	B	C
MIXER MX.40_[GM.110]	570	250	215

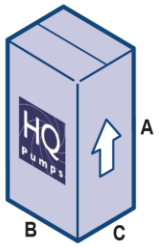

Dimensions and technical data are indicative, not binding and subjected to possible modifications without notice.
Dimensioni e dati tecnici sono indicativi, non vincolanti e soggetti a eventuali modifiche senza preavviso.

SUBMERSIBLE MIXER
MISCELATORI SOMMERSI

MX.50_[GM.125]

OVERALL DIMENSIONS - DIMENSIONI D'INGOMBRO

MX.50_ [GM.125]

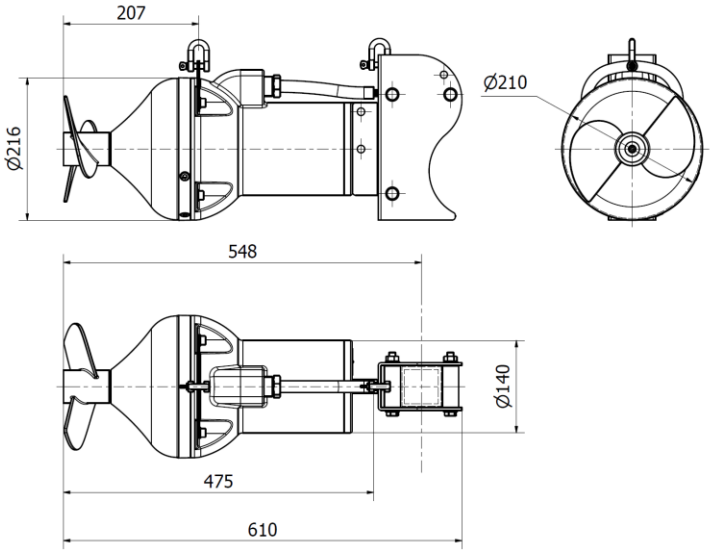

INSTALLATION MODES - MODALITA'D'INSTALLAZIONE

LDV2

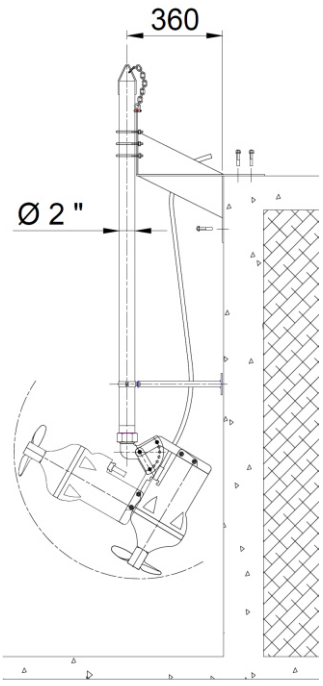

LDV ECO

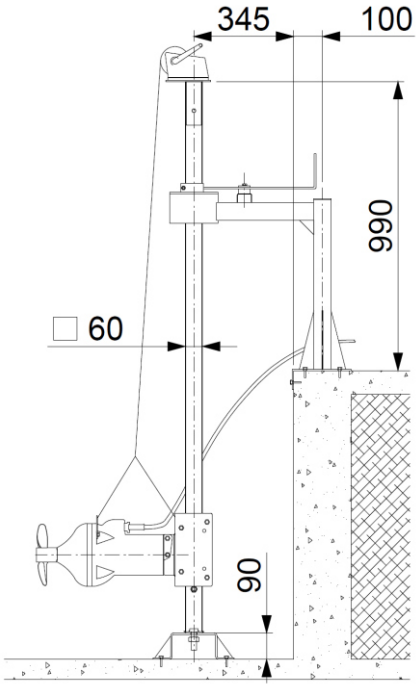

LDV 60

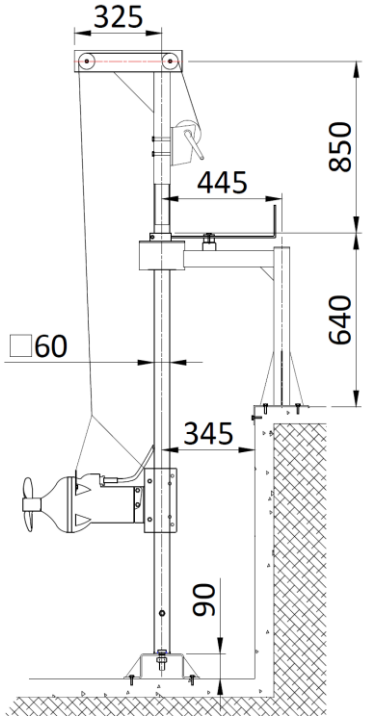

PACKAGING DIMENSIONS - DIMENSIONI IMBALLAGGIO

mm

	A	B	C
MIXER MX.50_[GM.125] (*)	720	370	300

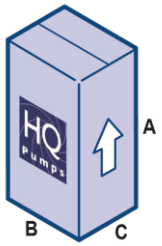

(*): Pallet Included - Pallet incluso

Dimensions and technical data are indicative, not binding and subjected to possible modifications without notice.
Dimensioni e dati tecnici sono indicativi, non vincolanti e soggetti a eventuali modifiche senza preavviso.

SUBMERSIBLE MIXER
MISCELATORI SOMMERSI

MX.51_[GM.150]
MX.52_[GM.200]

OVERALL DIMENSIONS - DIMENSIONI D'INGOMBRO

MX.51_[GM.150]

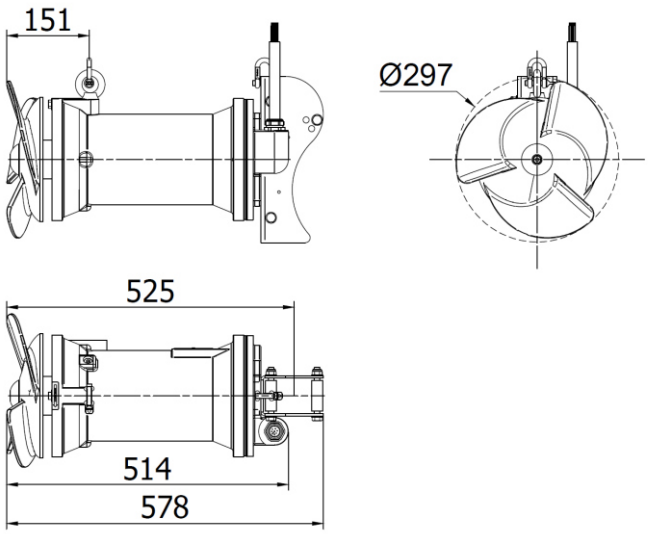

MX.52_[GM.200]

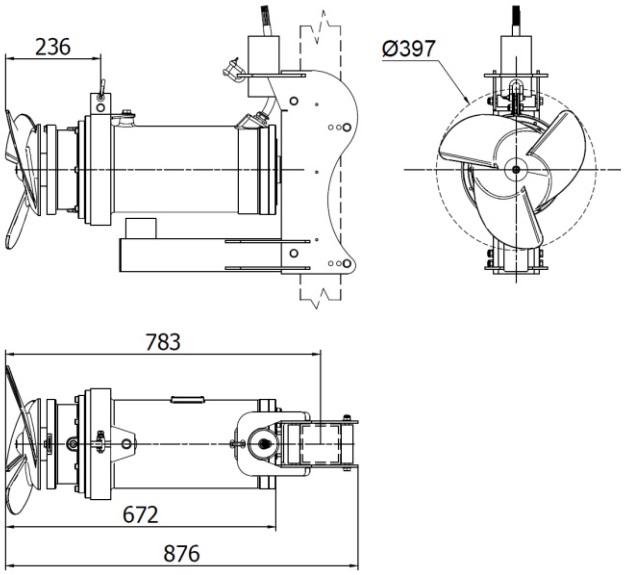

INSTALLATION MODES - MODALITA'D'INSTALLAZIONE

LDV60

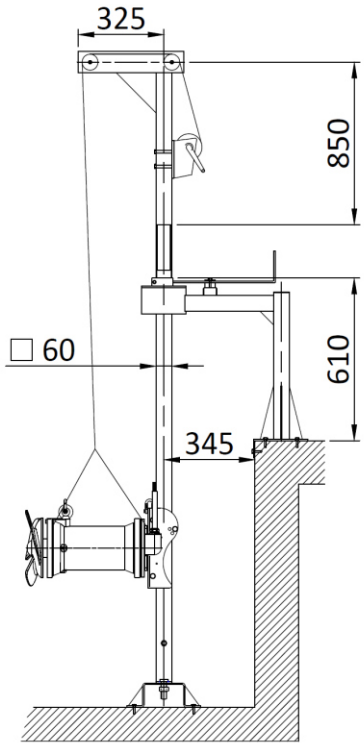

LDV100

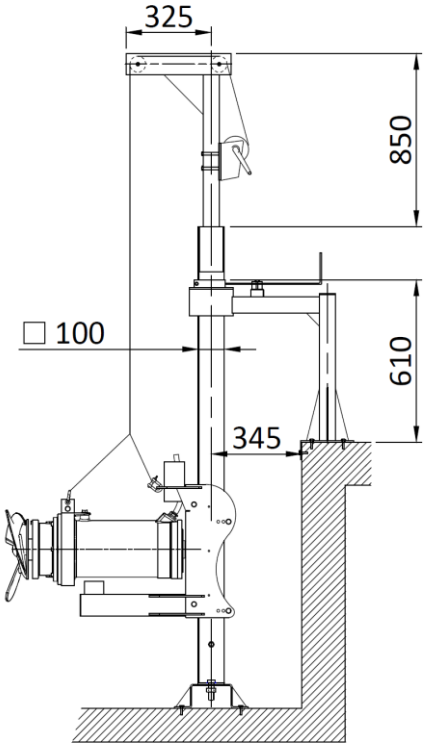

PACKAGING DIMENSIONS - DIMENSIONI IMBALLAGGIO mm

	A	B	C
MIXER MX.51_[GM.150] (*)	900	800	600
MIXER MX.52_[GM.200] (*)	900	800	600

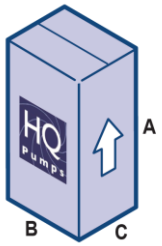

(*): Pallet Included - Pallet incluso

Dimensions and technical data are indicative, not binding and subjected to possible modifications without notice.
Dimensioni e dati tecnici sono indicativi, non vincolanti e soggetti a eventuali modifiche senza preavviso.