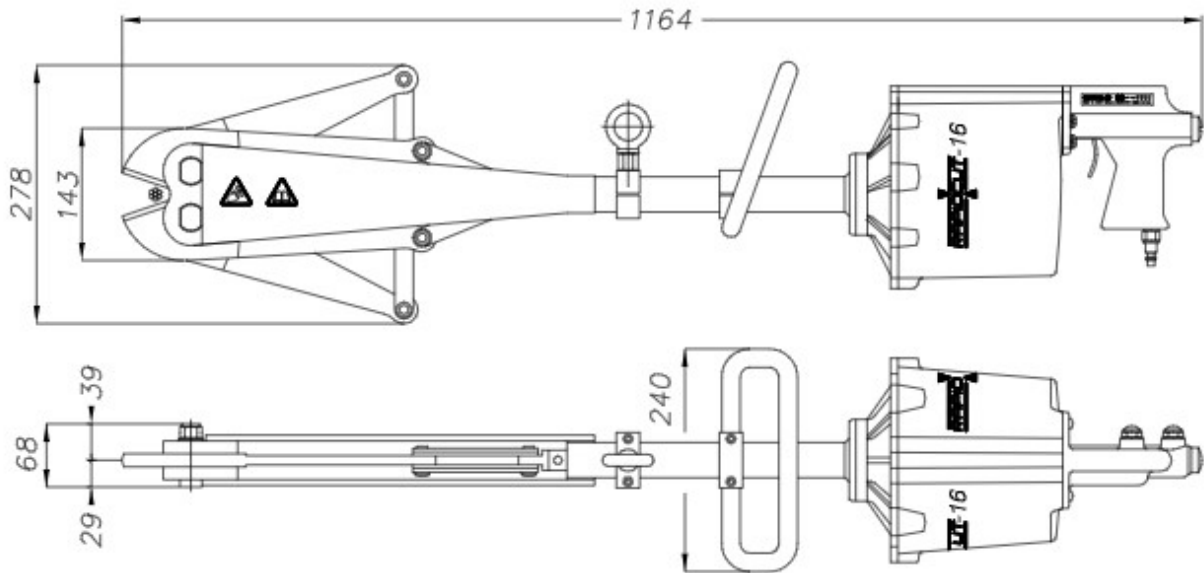


RAPIIDCUT -16

GENERAL DIMENSIONS :




TECHNICAL FEATURES:

POWER SUPPLY.....Filtered,lubricated air

CONSUMPTION.....48 Lt./cut at 7 bar

MAXIMUM ϕ CUT.....16 ϕ (Steel up to 70 Kg./mm²) With 1660V blade type

 7 x 5 ϕ (Steel up to 180 Kg./mm²) With 168060R blade type

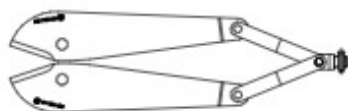
SPEED.....10 Cuts/minute

MAXIMUM PRESSURE.....8.5 bar

MINIMUM PRESSURE.....6 bar

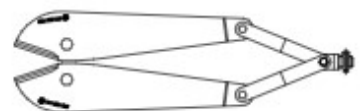
WEIGHT.....18 Kg.

APPROPIATE BLADES TYPE:



REBAR AND MESH
máx. 16 ϕ
máx. 70 Kg./mm²

Ref:1660V



PRESTRESSING STRAND
máx. 15.5 ϕ 5/8" (7x5 ϕ)
máx. 180 Kg./mm²

Ref:168060R